
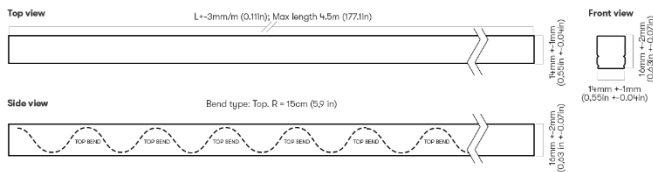


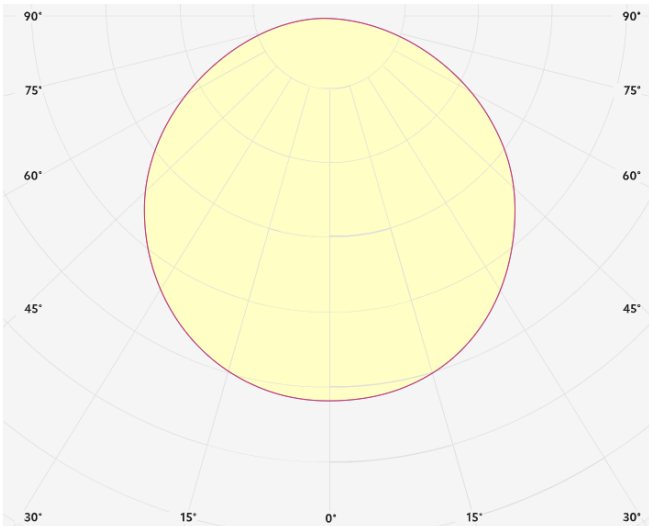
## IE RWE.EOP TW2 112/Nx G5 09W 827



### DIMENSIONS



### PHOTOMETRICS



## Opaline Flex Top TW2

### Tuneable white top bend LED line

Opaline Flex Top TW2 is a tuneable white top bend LED line that is suitable for lighting uneven outdoor surfaces such as coves and pillars.

Specially designed for professional decorative outdoor lighting applications, this LED line has an IP67 rating for ingress protection and is completely protected against solid particles and water.

Opaline Flex TB 100-10 lines are salt and solvent-proof, and fully UV resistant. This makes these flexible and ruggedized LED lines popular with lighting designers for exterior and interior decorative and direct lighting applications.

### SPECIFICATIONS

LIGHT TYPE	Tuneable white
LEDs/M	112 LEDs/m
CCT	2700K – 6500K
CRI	CRI 80+
COLOR CONSISTENCY	3-Step MacAdam
LUMINOUS FLUX	804 Lm/m (245 Lm/ft)
EFFICACY	84 Lm/W
LIFETIME	L90B10 60.000 h
CONTROL	Dimmable
VOLTAGE	24 VDC
WATTAGE	9.6 W/m   2.93 W/ft
CUTTING STEP	62.5 mm (2.46")
OTHER DETAILS	IP67 protection Bend radius: 15 cm (5.9")
DIMENSIONS	Width: 14 mm (0.55") Height: 16 mm (0.63") Length: Up to 4.5 m (15')
TEMPERATURE	Tc max <75°C (167°F)
OPERATING TEMP.	-25°C...+50°C (13°F...122°F)